



Case name	Shihlin SDE servo on milling machine				
Department	FA engineering group	date	2017-8-28	page	2
product	SDE series	code	ANS00002		

## 1. Introduction

Double-end milling is specially designed for the processing of medium, high-density fiberboard, melamine board, particle board, solid wood board, stone-wood composite material, etc. for horizontal double-end edge cutting, grooving and sanding. Suitable for the production of laminate flooring, multi-layer flooring, bamboo flooring, bamboo and wood composite flooring. The painting can be done first and then open the groove without damaging the floor surface. Servo applications have wide adaptability in double-end milling due to simple and convenient adjustment and high precision.



## 2. Requirements

- High running speed and repeat positioning accuracy is required;
- Execute origin return every time when power-on ;
- Use the PR mode to set the position, speed and acceleration/deceleration time inside the servo to achieve high-speed positioning;
- Requires the drive to have excellent self-tuning

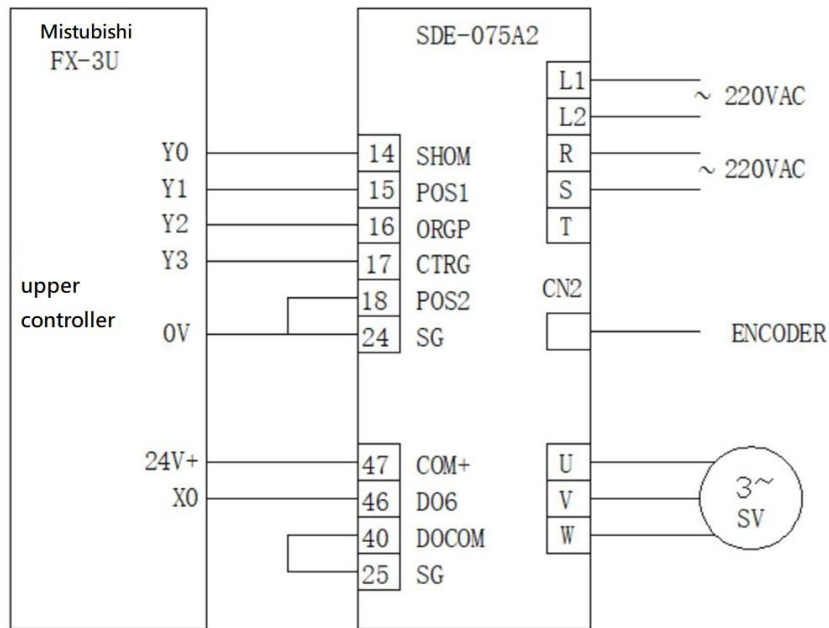
## 3. SDE series servo drive features

- The 22-bit high resolution Encoder can meet high precision positioning applications;
- The speed response bandwidth is 1.2kHz, and the setting time is as short as 1ms.
- Excellent Auto-tuning function, which can be completed accurately with only one cycle;
- Excellent resonance suppression function, which can quickly and effectively suppress the

vibration or abnormal sound of the mechanism;

- The responsiveness can be divided into 24 grades, and the finer grades are convenient for adjusting the system;
- Highly flexible internal position mode reduces equipment costs.
- Complete servo tuning software for on-site engineers.

#### 4. Wiring



#### 5. Parameter

parameter	abbr	set value	default	unit
PA-01	STY	00000010	00001000	/
PA-04	HMOV	00000006	00000000	/
PA-09	HSPD2	5	20	rpm
PA-10	RES1	40	100	Ohm
PA-11	RES2	40	20	Watt
PA-44	EGM	00000001	00000000	/
PB-06	GD1	64	70	0.1 times
PB-27	ANCF	00000000	00000001	/
PB-49	DST		0	/
PC-38	FNO4		00000000	/
PD-01	DIA1	00001111	00000000	/
PD-02	DI1	0000000C	00000001	/
PD-03	DI2	00000013	0000000D	/
PD-04	DI3	0000000B	00000003	/
PD-05	DI4	00000016	00000004	/
PD-06	DI5	00000014	00000002	/
PD-29	DID	00000010	00000000	/
PE-01	ODEF	10000002	00000000	/
PE-05	PDEF2	00060002	00000000	/
PE-06	PDAT2	18000	0	/
PE-07	PDEF3	00060002	00000000	/
PE-08	PDAT3	42200	0	/